

COVID-19 Pathway Testing Resources

The core function of The Floor is to help clinical staff improve their decision-making and leadership skills. However, during the pandemic attention has shifted to the testing and redesign of pathways.

To help ED teams test and refine their COVID-19 pathways we have developed a new way to use the game during the pandemic. It consists of 2 elements:

1. Free COVID-19 Expansion Pack of printed cards, in the game.
2. Free 'DIY' tool for creating your own floor plans, this document.

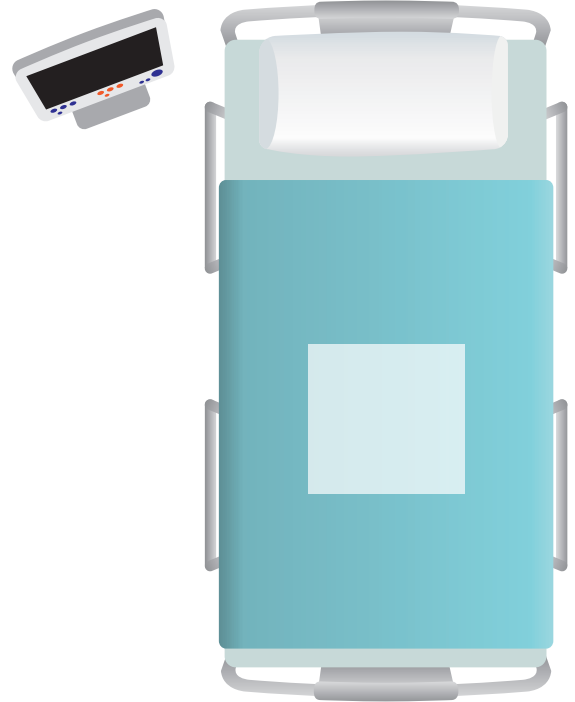





Because EDs have been forced to change their floor plans and alter the flow of patients and staff we have created this simple 'DIY' method to create a simulation of your current floor plan. Combined with the new cards it makes the game an effective COVID-19 planning tool.

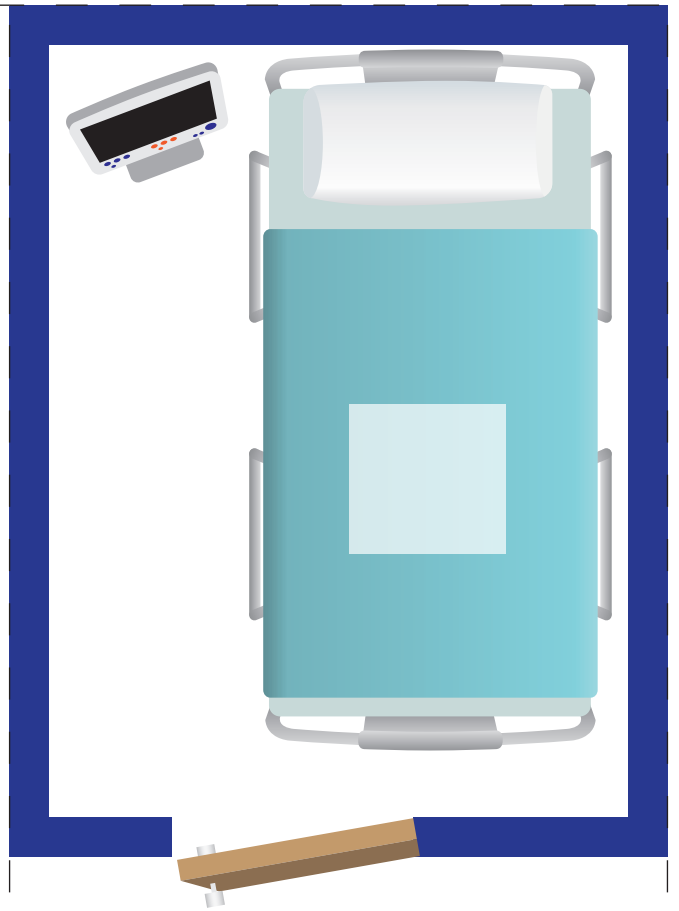
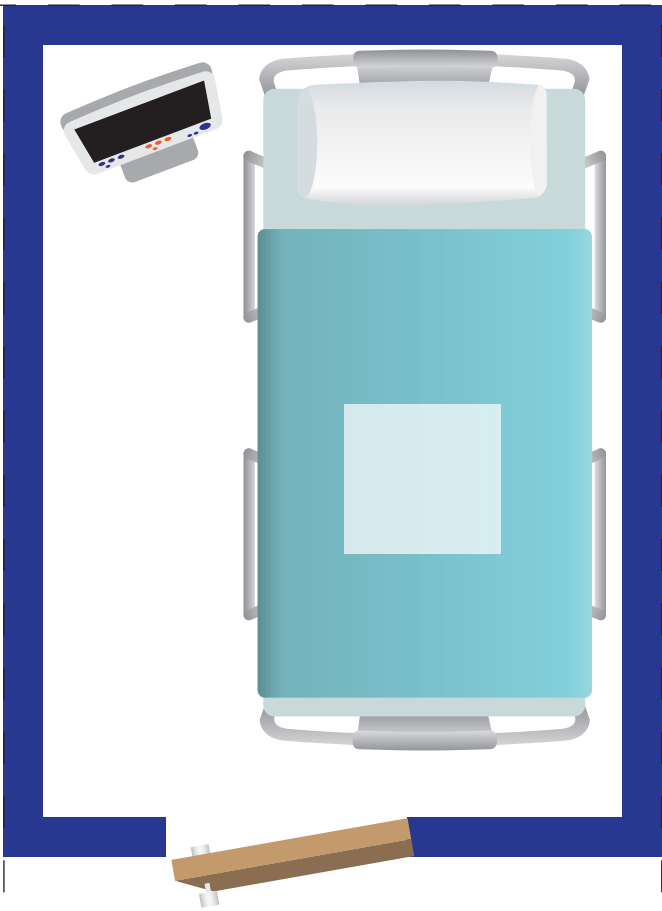

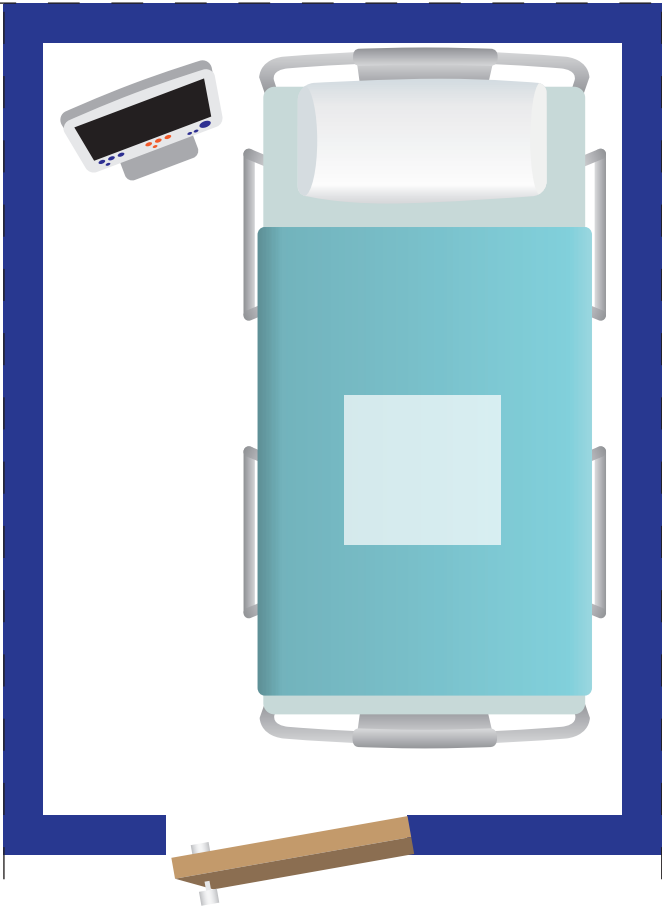
This downloadable document contains images of all the key items you need to create an ED floor plan including beds, side rooms, chairs X-ray & CT rooms. This document can be printed, and the images cut out and placed onto sheets of A1 paper (flip chart paper is ideal) to recreate your current layout.





You can use the current printed boards in the game as a template to draw in the walls and corridors before adding the beds etc. The floor plans that you create can be written on to capture any ideas and issues generated during the game.

In 'normal' training the printed boards remain effective.

You can download more copies of this document from the game's website here: www.TheFloorGame.com/covid-19.html







X-Ray

X-Ray

X-Ray

X-Ray

Nurses' Station



Nurses' Station



Nurses' Station



Nurses' Station



